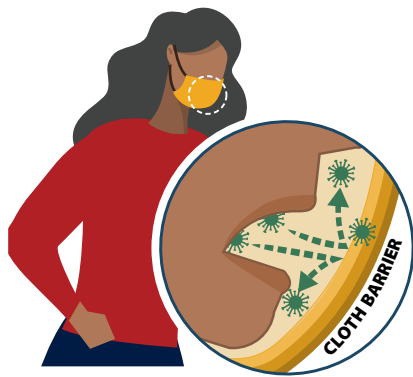
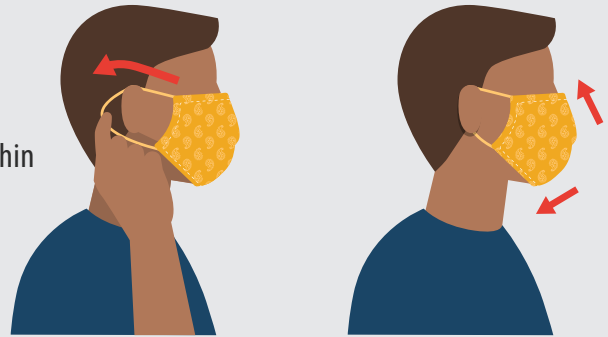


# How to Safely Wear and Take Off a Cloth Face Covering

Accessible: <https://www.cdc.gov/coronavirus/2019-ncov/prevent-getting-sick/diy-cloth-face-coverings.html>

## WEAR YOUR FACE COVERING CORRECTLY

- Wash your hands before putting on your face covering
- Put it over your nose and mouth and secure it under your chin
- Try to fit it snugly against the sides of your face
- Make sure you can breathe easily
- Do not place a mask on a child younger than 2




## USE THE FACE COVERING TO HELP PROTECT OTHERS

- Wear a face covering to help protect others in case you're infected but don't have symptoms
- Keep the covering on your face the entire time you're in public
- Don't put the covering around your neck or up on your forehead
- Don't touch the face covering, and, if you do, clean your hands

## FOLLOW EVERYDAY HEALTH HABITS

- Stay at least 6 feet away from others
- Avoid contact with people who are sick
- Wash your hands often, with soap and water, for at least 20 seconds each time
- Use hand sanitizer if soap and water are not available



## TAKE OFF YOUR CLOTH FACE COVERING CAREFULLY, WHEN YOU'RE HOME

- Untie the strings behind your head or stretch the ear loops
- Handle only by the ear loops or ties
- Fold outside corners together
- Place covering in the washing machine
- Wash your hands with soap and water



**Cloth face coverings are not surgical masks or N-95 respirators, both of which should be saved for health care workers and other medical first responders.**

For instructions on making a cloth face covering, see:

[cdc.gov/coronavirus](https://www.cdc.gov/coronavirus)